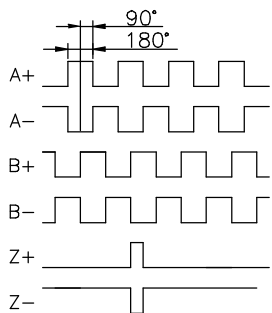
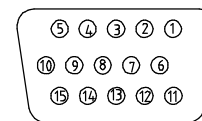


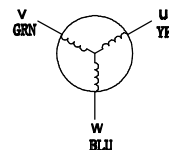
ENCODER	
VOLTAGE	+5 VDC ±5%
CURRENT	max. 200 mA
FREQUENCY	0 - 125 kHz
TEMP.	20 -100 °C
RESOLUTION	1000



Encoder connector - D-SUB HD 15 PIN



Motor phases



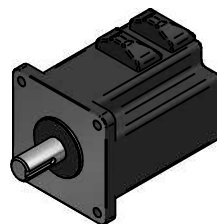
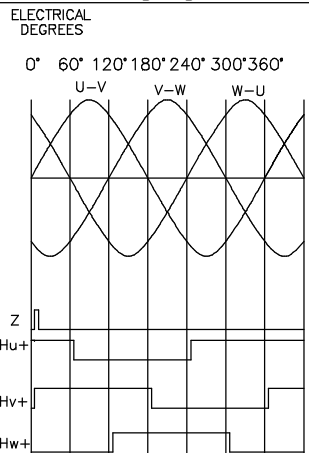
ENCODER CONNECTIONS

Pin	Color	Signal
1	red	+5V
2	blk	GND
3	-	-
4	yel	U+
5	yel/blk	U-
6	org	Z+
7	gry	B+
8	brn	A+
9	whi	W+
10	grn	V+
11	org/blk	Z-
12	gry/blk	B-
13	brn/blk	A-
14	wht/blk	W-
15	grn/blk	V-

Motor Specification

Resistance	0.19 Ohm ±10%
Inductance	0.25 mH ±20%
Voltage	24 VDC
Rated Power	157 W
Rated Speed	3000 rpm
Rated Current	8.8 A
Rated Torque	0.5 Nm
Peak Current	26.5 A
Peak Torque	1.5 Nm
Ke (RMS)	4.25 V/Krpm
Rotor Inertia	0.37 kgcm ²
Number of Poles	8
Weight	1.3 kg

Timing diagram



MOTOR CONNECTIONS

Pin	Color	Signal
1	yel	U
2	grn	V
3	blu	W

PSM70-1530B8E1ND

**Ultra
Robotics**